

Renforth Resources (RFR) Company Report – November 21, 2020

Renforth Resources is a mineral exploration company that focusses on easily accessible Canadian-based gold projects.

Following the sale of the New Alger project, Renforth is fully funded with a working capital position of \$8,600,000 in cash and securities.

Its main project Parbec is located in one of the premier mining districts in Canada. An attractive gold deposit has already been outlined with similarities in geometry and grade to the adjacent Canadian Malartic gold mine.

Surimeau is maturing as the next high profile discovery prospect, featuring two extensive geologic systems entirely within the property boundaries. Each demonstrates early stage indications with the potential for large deposits awaiting discovery.

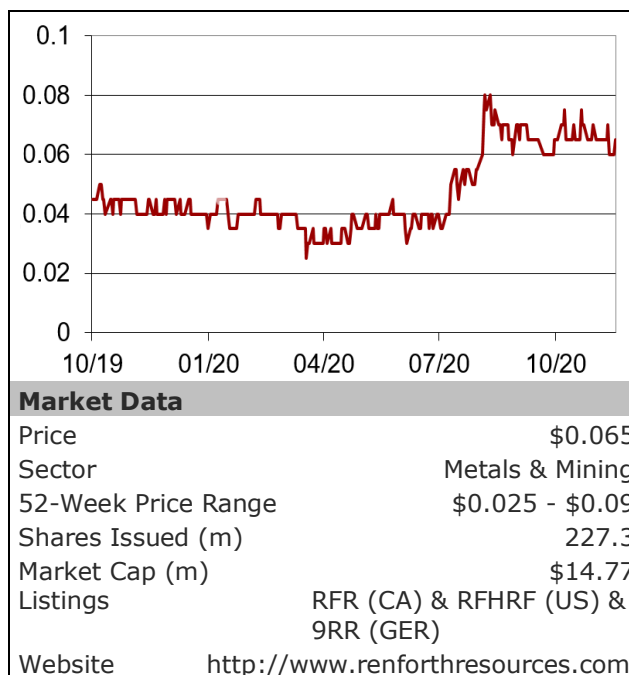
Investors may look forward with confidence. Ongoing exploration at Parbec provides the speculative upside to build gold leverage. The geologic setting at the nearby Surimeau project holds great promise to develop as another exciting discovery prospect. Renforth continues to deliver as one of the most successful junior explorers within one of the best mining districts in Canada.

We reiterate our buy recommendation for Renforth Resources with a price target of \$0.19, which is 192% above today's stock price.



- It is early in the exploration process, but the evidence in hand certainly suggests there is something special awaiting discovery at Surimeau. It is extremely encouraging to outline such a large area with the characteristics that are associated with large deposits.

The discovery of a significant VMS (Volcanogenic Massive Sulfide) deposit is usually a transformative event for an exploration story. The potential scale and magnitude of these deposits attracts speculative interest, and establishes the project on the radar screen of senior mine developers. Senior mining companies are only interested in the largest deposits and joint-venture transactions are frequently completed shortly afterwards.



THE COMPANY

Renforth Resources Inc. is a Toronto-based gold exploration company with interests in established exploration camps in both Quebec and Ontario. Its two flagship properties combined contain more than 530,000 ounces of estimated gold resources. However, Renforth's resource estimates significantly understate the properties' true resource potential.

Since our previous Company Report, Renforth sold New Alger, its most advanced project, to Radisson Mining Resources In. for the following consideration:

- ❑ 12 million class A common shares of Radisson issued to Renforth valued at \$3,840,000;
- ❑ \$0.5 million in cash; and
- ❑ A \$1.5 million cash contingent payment, payable on the earlier of the announcement of commercial production at New Alger, a sale of New Alger for more than C\$40 million or a change of control of Radisson.

Concurrent with the sale of New Alger, Radisson acquired 24,000,000 common shares of Renforth via a private placement which occurred at \$0.135 per flow through share sold, with no warrants. The private placement resulted in proceeds to Renforth of \$3,240,000.

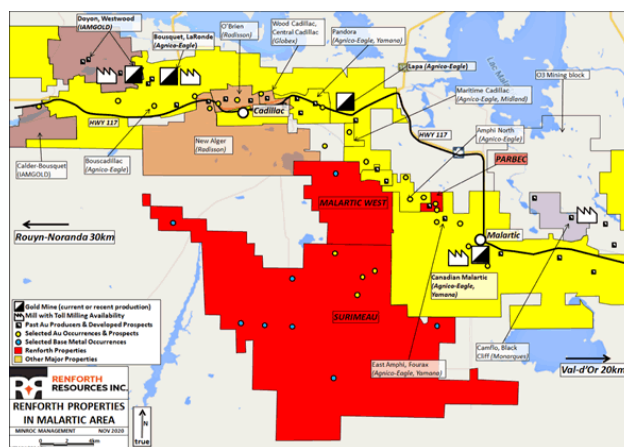
The sale of New Alger further de-risks Renforth, giving the Company significant financial resources to deploy. In addition, it removes the financing risk as a consideration going forward, which also reduces dilution in the foreseeable future.

Moreover, the Company retains exposure to the New Alger project through its shares of Radisson, also giving Renforth exposure to Radisson's other project, namely the O'Brien mine.

As Renforth sold New Alger, its 100% owned **Parbec property** is now the Company's flagship asset. Parbec has a shallow gold resource with a 1.8 kilometer strike length and is situated along the Cadillac Break, a region, which is known for hosting some of

Canada's biggest and deepest gold mines, including Agnico Eagle's [NYSE:AEM] LaRonde mine, and Eldorado Gold Corporation's [NYSE:EGO] Lamaque mine. In this region, gold is mined as deep 1,500 meters below the surface, such as at the adjacent past-producing O'Brien mine. A 2020 resource estimate showed that Parbec contains over 280,000 ounces of gold. Similar to New Alger, about 80% of the mineralization was found at a depth of 200 meters or less. A extensive drilling program is currently being conducted at Parbec, with some very promising initial assay results.

In addition, Renforth holds the **Malartic West property**, contiguous to, and interpreted from geophysics to be the structural extension of, the Canadian Malartic Mine, Canada's largest open-pit gold mine.



Renforth's property map, showing in red Parbec, Malartic West and newly expanded Surimeau.

A few months ago, Renforth opted to delineate the southern extension of the West Malartic property as a distinct exploration project area. The renamed **Surimeau project** consolidates for the first time four separate, historically identified, mineralized properties with a significant strike length between them. Surimeau hosts a large scale occurrence of two mineralized systems, co-incident with each other, in two arms which together measure ~50kms in length. Over the extent of both mineralized arms there is a sulphide Nickel system as well as a Zinc rich VMS system, sampled by Renforth on surface in several areas. Renforth is continuing its evaluation of this almost entirely unexplored property.

East of Val d’Or Renforth has assembled the gold-bearing **Denain-Pershing property**, covering both the eastern little explored termination of the Cadillac Break in to the Grenville front and a gold bearing banded-iron formation on the property.

Finally, in Ontario, the Company owns 100% of the **Nixon-Bartleman property**, located on the Porcupine-Destor fault in the West Timmins Mining area, another historic gold occurrence with a couple of old shallow pits onsite and a history of past drilling which has not yet defined the gold occurrence.

Short term, the Parbec Gold property offers easy road access exploration and development with deep labour pools and service providers to draw upon. The balance of the property portfolio gives shareholders access to longer term blue sky opportunities through basic exploration on prospective ground with historically identified gold occurrences.

PARBEC

The Parbec property is 100% owned by Renforth, subject to a gross metal royalty (GMR) of up to 3%. It is located on a never mined portion of the Cadillac Break, and is contiguous to the Canadian Malartic super pit mine with its 10 million ounce resource (2014), and immediately adjacent to the East Amphi mine (inferred resource of 1.4Mt grading 1.47 g/t Au) which forms part of the Canadian Malartic Mine Property.

The Parbec property has established Renforth as a serious exploration story in Quebec. Originally acquired through an acquisition deal with Globex Mining, Parbec is the most advanced of Renforth’s holdings and appears to be emerging as a development candidate.

In May 2020, Renforth reported a compliant Mineral Resource Estimate for Parbec. A great deal of information was summarized within this concise document, as exploration data from work programs extending back to 2007 was considered in the analysis. This included results from previous operators of the property. The last 4 years of work at Parbec was completed by Renforth with a total of 37

drill holes, each of which encountered gold. The defined gold zone has been confirmed by drilling to a depth of 738m and extends along a confirmed strike length of roughly 1,800m through the property. The system remains open for expansion as further exploration continues.

Of course the highlight numbers of a resource report are the estimated gold ounces for the deposit. A total of 104,500 ounces of gold was estimated in the Indicated category, within 1,822,000 tonnes of mineralization that averaged 1.78 g/t gold. Another 177,300 ounces of gold was classified as Inferred based on 3,122,000 tonnes bearing an average of 1.77 g/t gold.

Class	Tonnes (000)	Grade (g/t Au)	Contained ounces
Indicated	1,822	1.78	104,500
Inferred	3,122	1.77	177,300

The 2020 Parbec Resource Estimate. Source: Company Filings.

The majority of the resource outlined so far at Parbec is situated near surface. This opens the potential for an open-pit mining scenario. Renforth has considered this option and outlined a pit constrained resource amounting to 100,300 ounces of gold Indicated plus 101,400 ounces Inferred. The pit shell envisioned under this scenario extends 1,300m along strike and only includes resources down to 225m depth.

The intrinsic value of a gold deposit is a function of many considerations that impact on the likelihood for a successful mine development. Open-pit mining enables much lower cost operations than a comparable underground mine. Typical open pit mines in operation today are profitable with average gold values of less than a gram per tonne. For comparison, the currently published reserves for the enormous Canadian Malartic mine average 1.11 g/t of gold. Renforth has already surpassed this grade at Parbec with the potential for further gains ahead.

A cutoff grade of 0.32 g/t gold was plugged into this estimate. All gold intervals below this grade were not considered in the report. This is based on a gold price assumption of \$1450

per ounce. Considering that the current gold spot price is in the range of \$1850 there may be room to move this assumption higher in a future update. This alone would generate a larger total gold resource for the purpose of modeling the deposit.

This resource estimate is just a starting point for Parbec. Renforth remains confident that a much more attractive overall deposit is within reach. The assumptions that were chosen to evaluate the data are considered to be very conservative in nature.

Aggressive Drilling Program

In September 2020, Renforth launched an aggressive diamond drilling program to advance exploration at the Parbec property. Renforth has set aside a significant budget for this program. A total of 15,000 meters of drilling is planned. The Company is employing just a single drill rig to enable the option to evaluate each hole as it is completed. The field team then has time to react to any significant results that may be achieved. This approach is more economical and it has already proven its value in previous drilling work.

The overall objective of the drill program is to expand the deposit area and build the gold resource. The near surface disseminated gold deposit remains a priority target. Additional discovery potential further to depth will also be investigated.

Several areas of the currently defined deposit do not have sufficient drill density to enable calculation of resource blocks even though there is evidence of gold alteration. Infill drilling will target these sections to add gold resource ounces. More importantly, the deposit remains open both laterally and to depth. The next round of step out drilling will advance beyond previous resource zones in the expectation to expand the overall deposit area.

The downdip extension drilling further to depth is perhaps the most exciting aspect to this work. Consider that the East Amphi project immediately adjacent to Parbec has encountered gold zones below 600 meters.

Other deposits further along the Cadillac Break have been proven to extend more than one thousand meters below surface.



Over 6000m of drilling has been completed so far at Parbec. The Company expects that at least 7000m of total drilling work will be achieved prior to the end of this year.

Just this week, the Company received completed assay results for drill hole PAR-20-100 and the top of hole PAR-20-101, the first two holes in the ongoing drill program. Drill hole PAR-20-100 included an interval of more than 22m bearing an average of 1.21gpt gold, as well as an interval of almost 10m bearing an average of 0.59gpt gold. These are far wider mineralized zones than typically encountered in prior drilling and that alone is encouraging.

The top of PAR-20-101 delivered 13.2m of 1.09 g/t Au, which includes 2.6m of 3 g/t Au, starting at only 7m down hole.

These first two holes were drilled in order to test for crosscutting structures and to provide down-dip extension. Initial interpretation of the core and assay data suggests that there likely is a cross-cutting structure in two instances in the top of the holes and down dip extension was provided for other intervals.

Samples up to and including PAR-20-108 have been delivered to the lab for assay, for a total of 3973m submitted, there are currently 2525m still to be split and delivered. To date Renforth has received results for 500.15m of

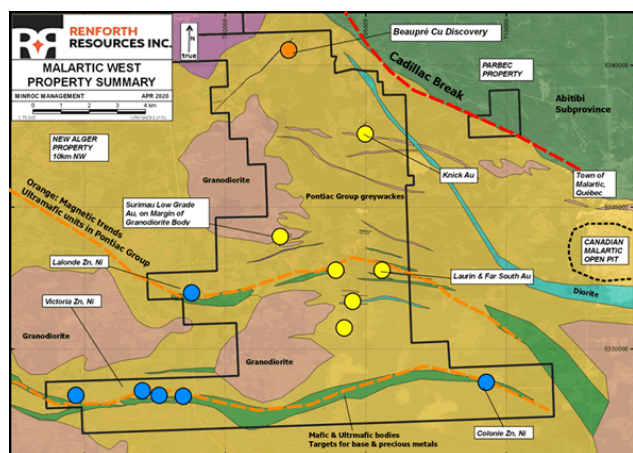
sampling, to 83.15m down the hole of PAR-20-101.

Renforth is on pace to exceed the targeted 7000m in the current Phase I of the planned 15,000m total drill program at Parbec. Drilling will continue until Christmas break and resume in the New Year with the balance of the targeted 15,000m drilled in Q1 2021. It is planned that there will be an update to the May 2020 NI 43-101 Open Pit Constrained Mineral Resource Estimate for Parbec undertaken in Q2 2021, upon receipt of the new drill data.

Exploration at Parbec has only just scratched the surface. Renforth believes a much more significant gold deposit awaits discovery. An updated resource estimate is planned following the program, in the first half 2021.

MALARTIC WEST

The Malartic West property was originally acquired by Renforth based on proximity to the Canadian Malartic gold mine. The large land package had been overlooked by other players and was available so Renforth secured ownership in the hopes that the favorable conditions that contributed to emplace attractive gold deposit elsewhere in the district may have also been at work within this section.



Malartic West property map.

This tactic has been proven successful many times for other companies in other places. The presence of promising geologic formations close to established deposits -

'closeology'- is reason enough to acquire an exploration property.

The 100% owned Malartic West property covers 53 km² adjacent to the entire western border of the Canadian Malartic Mine property, Canada's largest open pit gold mine. This prospective land package has been drilled and prospected to some degree, in both instances delivering gold values.

Renforth is in the early exploration stage at Malartic West, applying the same techniques which brought discovery success at New Alger and Parbec to this very prospective gold-bearing ground.

During a late summer/early fall work program at Malartic West, the Company's geologists successfully extended the Beaupre copper/silver discovery to a current total strike length of 165m, an increase of over 100m, and exposed en-echelon quartz veining to the south. Beaupre also yielded one high grade grab sample bearing 3.59% copper plus 6.62 g/t silver. Geologists followed up with closer inspection around this zone, including shallow trenching work.

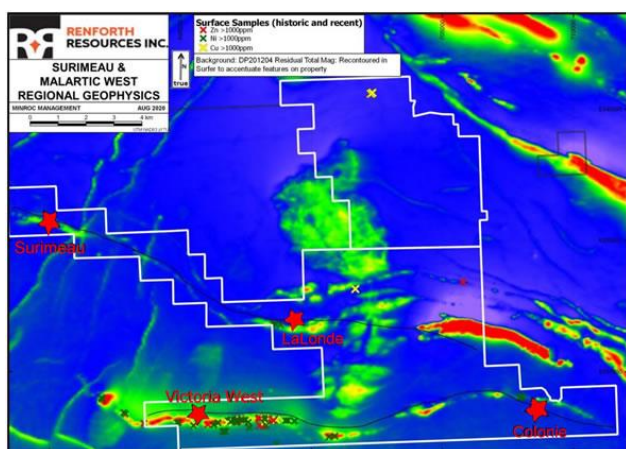
In December 2019, Renforth reported that assay results from the sampling program confirmed the attractiveness of this discovery zone. Geologists encountered encouraging grades of copper and silver from the preliminary field work. Assays included results of 0.889% Cu and 0.895% Cu in channel cuts among the samples collected. Pathfinder elements commonly associated with mineral deposits in the district were also encountered.

Of even greater interest, the discovery remains open along strike with the potential for further discovery of a significant deposit area. Historic satellite imaging data for the area revealed an anomaly in this section extending for more than a kilometer.

SURIMEAU

When Renforth opted to divide the West Malartic property and rebrand the southern portion as the Surimeau project, perhaps some people considered this a marketing tactic. However the Company was confident based on analysis of regional geology.

A team of six experienced and respected geologists investigated the property during the summer of 2020. This expert team understands interpretation of the regional geology and they know what to look for. Several visits were scheduled, carrying out fieldwork at selected outcrops and previously reported mineral showings. Prospecting and sampling work was completed. Based on observations by the field team and the assay results from grab samples, plus a review of the historical work carried within the property area, a geological model was developed building the case for the Surimeau project as an exceptional exploration asset.



Surimeau was acquired by staking, consolidating for the first time 4 separate, historically identified, mineralized properties with a significant strike length between them.

Two enormous mineralized systems have been outlined from this work. One extends some 30kms along strike in the northern section of the property. The other, located to the south, runs for an estimated length of 20kms. The surface area of these systems is impressive, as the corridor of alteration ranges between 500 to 1500 meters in width. That Renforth controls the entirety of two similar and highly prospective systems within one wholly owned property is exceptional, considering Surimeau is located in the midst of one of the most productive mining trends in Canada.

Of note, both systems are clearly illuminated based on interpretation of geophysical surveying previously completed with an airborne MAG sensor. Historical drilling work was completed by prior operators at four areas of the property. These areas (Victoria

West, Colonie, Surimeau and LaLonde) are closely aligned to the interpreted strike of the systems. Attractive grades of nickel were reported within the drill core. In addition, promising content of zinc, copper and silver was also encountered. Although the historical values of the mineral samples may not be relied upon under current standards of reporting for exploration results, they do serve as an indication that alteration zones are present within the property area.

As part of the preliminary fieldwork carried out this summer, grab samples were selected from three of the four areas where the previous drilling and trenching work had been completed. Assay values from these grab samples provided some confirmation of the historical reports.

Expanding Surimeau

As confidence in the area grew, Renforth decided to stake new property holdings around these target areas. The newly acquired land holdings, comprising 219 claims, are nearly double the size of the previous Surimeau property area. The new claims also serve to buffer the primary exploration targets. This enables Renforth to control all surrounding land holdings to these zones in the event that a significant discovery is achieved.

Drilling Commences

Mid-November, a team was mobilized to begin a drilling program at the expansive property area. The Company was fortunate to secure the services of a talented contractor that was available to immediately commence during an interval of favorable weather.

The Company selected the Victoria West target for this program, located within the southern limb of the previously defined structural corridor. This is one of the areas of the property where historical exploration had previously encountered appealing mineral occurrences. However, it is considered a blind target as a layer of surface overburden covers most of the property area.

A blind target presents additional challenges to orient drilling such that potential resource

zones below surface may be encountered. Renforth expects to learn a great deal from this modest program that may improve the odds for success as follow up programs are launched. Challenging as it may be, the fact that the southern limb is a blind target is fortuitous. This extensive system has been overlooked by other players in the district and was therefore available for staking. If indeed a larger section of the structural corridor had been exposed at outcrop it is likely that the opportunity to explore this system would have been secured many years ago by other operators.

A track mounted, portable drill is now in operation with the capacity to penetrate the surface overburden. A program of about ten drill holes, for a total of about 1000 meters of drilling work is planned. The first shallow drill hole of this program has already been completed. Inspection of drill core revealed several types of mineralization, including blue quartz veins and sulphide alteration. The presence of biotite - cordierite observed within sediments demonstrates hydrothermal and metamorphic alteration of the host rock units. Sulphide minerals pyrrhotite, pyrite and sphalerite were also observed in core. These minerals are often associated with nickel - zinc - copper deposits.

While the initial review of geophysical data contributed towards outlining the significant target areas in the two main structural corridors, Renforth determined that other attractive targets existed beyond the boundary of Surimeau. One such target, dubbed the Fouillac showing, appears as a string of seven clearly defined 'bull's-eye' anomalies to the south of the Victoria West - Colonie geophysical trend. The Company dispatched a field team and a series of samples were taken from the Fouillac showing. Renforth subsequently learned that historic exploration activity investigated this target area in the 1960s and 70s. The target is also defined within a promising magnetic anomaly.

Selected sample material revealed a potential gold alteration zone within the Pontiac sediments. Several attractive geological settings were identified. Blue quartz veining and disseminated pyrite was observed. This

bears similarities to gold zones outlined elsewhere in the district including at Parbec. Deformation and shear zones were also noted, again promising for potential gold endowment.

Surimeau now spans an impressive 215 square kilometers in size. This underexplored property is ideally situated on the southwestern flank of the largest open pit gold mine in Canada. The area may yield further high profile targets as more work is done. The strategy highlights the vision and foresight of the geological team, to recognize this potential and create the opportunity to achieve a major discovery.

The exciting potential that has been rapidly developed for Surimeau is enhanced with the prospect for discovery of at least one significant base metals system. Early indications support the potential endowment of nickel, copper or zinc resources along the extensive structural corridors outlined. Meanwhile, the Fouillac showing within the newly acquired property claims represents a promising gold target. There may be others that are identified as further work is completed elsewhere within the enormous consolidated property area.

NIXON-BARTLEMAN

Renforth holds 100% of the Nixon-Bartleman project, subject to a 2.5% NSR. The property consists of 24 staked claims over an area of 313Ha, straddling the Porcupine Destor Deformation Zone, in the Porcupine Mining Camp of the West Timmins Mining area. This property is known to host five gold bearing quartz veins in a structurally complex environment.

It was discovered in the 1920's and has seen several owners and exploration campaigns with a modest amount of drilling, most recently in 2004, 2005 and 2011 where ~4500m were drilled. Assay results included up to 40 g/t gold and intersected a gold-bearing porphyry.

Renforth undertook one field campaign in 2014 which extended the mineralized strike

length from ~200 meters to ~450 meters. Sample results included an interval of 0.3m with an average grade of 22.1 g/t gold. This represents a large and appealing target that merits further investigation.

DENAIN-PERSHING

The wholly owned Denain-Pershing Project is 10,001 hectares in size. It is located in an active mining camp, on strike to the Chimo Mine and contiguous to the Croinor Mine. It's a virtually unexplored and very prospective area.

In March 2017, Renforth first acquired a 100% interest in the Denain Gold Project, located on the Cadillac Break, approximately 10km east of the former Chimo Mine. The property hosts the Americ Au Occurrence and the Matchi-Manitou and Sullivan Cu/Zn occurrences. The vendor retained a 2% Net Smelter Return (NSR) on the claims, half of which (1% of the 2%) can be purchased by Renforth for \$500,000.

Four months later, the Company also acquired the adjacent gold bearing 2244 Ha Pershing claim block. Elevated gold assays are reported from exploration programs in the 1980s and 1990s. The most recent drill results showed 145 g/t Au in a first screen analysis and 44.6 g/t Au in the second screen analysis of the same sample, taken from 190.35m to 190.65m. The variability of the results is indicative of coarse gold. In hole FG11-04 assay results reported were 18.3 g/t Au over .015m and 10.5 g/t Au over 0.20m. These results were reported by a prior operator, Forest Gate Energy, in 2011.

The Pershing property was acquired from two vendors. One vendor retained a 2% NSR on 36 of the purchased claims, with Renforth able to buy back half of the NSR (1% NSR) for \$1,000,000 for a period of 10 years. The other vendor retained a 2% Gross Metal Royalty on 3 of the claims.

In May 2018, Renforth granted Chalice Gold Mines Limited an earn-in option. In order to earn an 80% interest in the Denain-Pershing Property, over a 3-year period, Chalice would have to make payments to Renforth totaling

\$200,000 (\$50,000 was paid on signing the agreement) and spend \$1,250,000 in work on the property. Once Chalice had earned the interest, a 80/20 joint venture would be formed between Chalice and Renforth.

In July 2019 however, O3 Mining [TSXV:OIII] acquired the Canadian assets of Chalice Gold Mines. As a result, O3 Mining has taken over all responsibilities of Chalice for the Denain-Pershing property. Note that O3 Mining is a company formed and supported by Osisko Mining [TSX:OSK].

FINANCIALS

The exploration properties acquired by the Company are still in the early exploration and development stage. Until sufficient work has been completed to confirm the feasibility of any specific interest being placed into production, it is anticipated that the Company will not have any material revenue.

Obviously, the generation of revenues is not what Renforth shareholders are looking for in the first place. The increase of gold resources at the properties, and the potential sale of another property – or the entire Company – are the main drivers for share price appreciation, and as such for share ownership.

Amounts in \$000's	09/30/20	09/30/19
General & Corporate	252	111
Share Based Payments	-	-
Total Expenses	252	111
Gain on sale of New Alger	610	-
Net Income (Loss)	359	(111)
Diluted Shares Outs.	227,297	185,335
Diluted EPS	0.00	(0.00)
Selected income statement data for the quarters ended September 30, 2020 and September 30, 2019. Source: Company Filings		

Balance Sheet As Of September 30, 2020

As at September 30, 2020 the Company's cash increased to \$1,088,934 from \$365,987 at September 30, 2019. The Company's

working capital was \$954,968 compared to \$440,930 at September 30, 2019. The increase in cash is mainly attributable to net proceeds of \$905,076 received from a private placement financing, \$500,000 of cash received on the sale of New Alger, a \$50,000 property options payment on the Denain project and \$204,935 in Quebec input tax credits. Note that subsequent to the quarter, the Company completed a flow through financing for proceeds of \$3,240,000 in relation to the sale of New Alger.

The Company's 2019 monthly cash burn rate on average, which was calculated as cash spent per month in operating activities, was approximately \$48,000. This included various consulting fees for business development and investor relation services which is discretionary and based on available funds. Although the Company expects to still operate at a loss for at minimum the next 12 months, at its current operating level, the Company will have sufficient funds to cover short-term operational needs.

The primary need for liquidity is to fund exploration programs and to maintain general corporate operations. The primary source of liquidity has primarily been private financings. The Company's liquidity concerns were addressed by the sale of the New Alger project which provided \$500,000 in cash, and 12,000,000 common shares of Radisson Mining Resources Inc., as well as the above mentioned \$3,240,000 flow through financing, which closed in early October 2020.

Note that the issue price of these shares was 13.5 cents per share, nearly double the market value for the stock. In addition, both Renforth and Radisson have agreed to a lockdown provision to restrict the sale of these shares for a three-year period. **With the transaction now closed, Renforth is extremely well-financed. The Company reports its working capital position now includes more than \$8 million in cash and securities.**

The Company has no debt and no financial commitments other than spending its flow through dollars on acceptable exploration costs.

Amounts in \$000's	09/30/20	09/30/19
Cash and Cash Eq.	1,088	366
Sales Tax & Refundable Tax Credits	121	151
Prepaid Expenses & Deposits	170	146
Total Current Assets	1,380	663
Investment in Radisson Mining Resources	3,600	
Exploration & Evaluation Assets	4,340	6,540
Total Assets	9,320	7,203
Accounts Payable	365	150
Deferred Flow Through Share Premium	60	72
Total Liabilities	425	222
Total Stockholder Equity	8,895	6,981
Selected balance sheet data on September 30, 2020 and September 30, 2019. Source: Company Filings		

OUTLOOK

Renforth Resources has built a solid Canadian gold exploration portfolio, to which it continues to add value through ongoing work. Several of its gold-bearing projects are on, or associated with, the Cadillac Break and contiguous to producing mines. The infrastructure around the properties is outstanding, they are easily accessible, and can be worked upon year round.

Renforth's initial prospecting work led to discoveries of broad zones of alteration. Successful follow up work has extended these zones along strike, and to depth. Rapid progress has been achieved with exceptionally efficient operations for each round at the lowest expense. This strategy has enabled the Company to deliver attractive resources in a very short time frame.

This week, Renforth reported that over 6000m of drilling has been completed at Parbec. The Company also expects that its objective to advance at least 7000m of total drilling work will be achieved prior the end of this year. Much of this program is geared towards infill drilling within the previously established open-pit shell area of the gold deposit. The priority to expand on the total gold resource within the pit zone is complemented by the

increase in drill density that will result from the additional work. This will serve to increase the confidence for the gold resource when the next update is prepared. A larger deposit, well defined through extensive drilling, builds value for the project. This is an important stage in the process to advance towards a development decision at Parbec.

All of the drill holes completed so far successfully encountered the targeted lithologies. This is promising given that similar lithologies have delivered gold values, encountered during previous drilling work.

Only assay values from the first and second (partial) drill core have been received from the laboratory. Notable gold intercepts were achieved, including an interval of more than 22m bearing an average of 1.21gpt gold. This is a far wider mineralized zone than typical sections encountered in prior drilling and that alone is encouraging. The interval was also located near surface and will contribute further to the established gold resource for Parbec within the pit shell that has been modeled.

In addition, the Surimeau project is rapidly advancing as a high profile exploration asset. Renforth has to be congratulated for the creation of this legitimate organic discovery prospect, assembled from property claims that other exploration companies have overlooked. An exciting exploration program is now commencing with the potential to achieve a breakthrough discovery that may validate the efforts to establish this project.

Although one section of the project had been originally acquired as part of the West Malartic property, further review and analysis of the regional geology prompted the Company to stake additional holdings and rebrand the Surimeau project as a separate asset. Historical exploration records provided intriguing hints for these substantial structural target areas. Subsequent fieldwork supported this interpretation. Staking continued to acquire even more of the prospective target area, creating an enormous property wholly owned by Renforth. Much of this process to advance Surimeau has been completed just within the last few months.

Renforth is now active in the field with two separate drilling programs underway simultaneously. This is a rarity among junior miners. At Parbec, the rapid drilling work has already outpaced the capacity of the lab to complete analysis. This backlog of expected assay data is yet another catalyst that could move the stock higher as the results are reported in the weeks ahead. Visual inspection of drill core has confirmed that promising alteration sections were encountered. That certainly increases the prospect for additional gold values to be reported from these samples.

Add in the expectation for resource showings to be encountered in this first round of drilling at Surimeau. Visual inspection of the drill core extracted from the first hole at Surimeau confirms the presence of alteration suites associated with base metals deposits. Renforth may finish the year on the verge of another high profile discovery. A well-funded treasury will enable the Company to continue operating as one of the most aggressive junior explorers in Canada through 2021.

Valuation

When we compare the enterprise value per ounce of gold resource of a number of development-stage junior gold mining companies to Renforth's, the latter trades significantly below the average.

Furthermore, a number of comparable M&A transactions have been recently consummated at substantial premiums to Renforth's current valuation.

- In August 2019, Monarch Gold Corp. [TSX:MQR] acquired the Fayolle Property from Hecla Mining Company [NYSE:HL] for total consideration of about \$5 million. Fayolle only has an estimated mineral resource of about 101,000 ounces of gold. As a consequence, Monarch's purchase price equates to about \$50 per ounce of gold mineral resource.
- Also in August 2019, O3 Mining [TSXV:OIII] acquired Alexandria Minerals Corp. in a share-for-share exchange. Alexandria shareholders received about 9.6 million O3 Mining shares with a

current value of around C\$23 million. Alexandria's key property contains about 1.1 million ounces of gold resources. Consequently, the OIII transaction equates to about \$21 per ounce of gold resource.

- Finally, in December 2018, IAMGOLD Corp. [NYSE:IAG] signed an option agreement with Yourbeau Resources [TSX:YRB] which gives IAMGOLD the option to acquire a 100% interest in Yourbeau's Rouyn Gold Project. To acquire the 100% interest, IAMGOLD must pay \$4 million in cash to Yourbeau and complete \$9 million in capital expenditures over a four-year period. After that four-year period, IAMGOLD can purchase the 100% interest by paying Yourbeau the lesser of \$30 million, or \$15 per resource ounce.

All in all, Renforth's shares trade at very attractive valuation levels, expressed on a per-ounce of gold resource.

We believe that as the gold market becomes firmer and Renforth's New Alger and Parbec properties expand their resource estimates, investors will recognize the true potential of the Company. As a result, we reiterate our buy recommendation for Renforth Resources with a price target of \$0.19, which is an increase from \$0.14 in our previous report, and 192% above today's stock price.

SHARE DATA & OWNERSHIP

As of September 30, 2020, Renforth had approximately 227,3 million common shares outstanding, of which management owns about 7% and Globex Mining Enterprises [TSX:GMX] approximately 4%.

In addition, the Company had approximately 54.1 million warrants outstanding with an average exercise price of \$0.09.

Finally, Renforth had 15.7 million stock options outstanding with a weighted average exercise price of \$0.06. Each stock option entitles its holder to purchase one common share of the Company.

MANAGEMENT

MS. NICOLE BREWSTER - PRESIDENT & CEO, DIRECTOR

After spending some time in the capital markets world, Ms. Brewster joined a successful exploration contracting business, active in several countries and on several projects. Those included, amongst many others, supporting and executing the Ring of Fire chromite discovery programs and participating in the re-opening of a mine and associated brownfield exploration in the pyrite belt of southern Spain. Personal focus in logistics, project support and execution on time and on budget, corporate development and functioning as a modelling technician in Gemcom and Datamine, form the expertise brought to bear in Renforth. From a significant shareholder in Renforth to President, Ms. Brewster's over-riding motivation began as, and continues to be, to unlock the value of the Company's gold projects.

MR. KYLE APPLEBY, CA – CFO

Since 2007, Mr. Appleby has been providing CFO services to a number of public and private companies both domestic and international. He has focused on assisting companies with financial reporting and controls, governance, operations, financing and regulatory compliance. Prior to 2007, he worked for several public accounting firms in Canada. He is a member in good standing of the Chartered Professional Accountants of Canada and the Chartered Professional Accountants of Ontario.

MR. WALLY RUDENSKY - INDEPENDENT DIRECTOR, AUDIT CHAIR

Renforth's financial affairs are supervised by Mr. Wally Rudensky who, in addition to being an independent director for Renforth and the Chair of the Audit Committee, is also a Partner at MNP LLP who has been a chartered accountant since 1982. Mr. Rudensky specializes in the areas of corporate finance and taxation in his practice and has been CFO and director for a number of public and private corporations in the energy sector. A graduate of Ryerson University, Mr. Rudensky

has lectured on taxation to the Canadian institute of Chartered Accountants as well as various universities, business seminars and conferences.

▣ MS. JUDI WOOD - INDEPENDENT DIRECTOR

Judi Wood brings to Renforth more than 35 years of banking experience in the United Kingdom and Canada, largely in the areas of merchant banking and corporate finance, attaining the role of Senior Vice President Treasury, Chairperson of the Asset/Liability Committee and a member of the Management Committee at Barclay's Bank of Canada, prior to its merger with HSBC. Upon retirement from HSBC, Ms. Wood held the role of Managing Director, Corporate and Institutional Banking. Ms. Wood is a founding and independent director of Renforth.

▣ MR. KURT BREEDE - P.ENG - INDEPENDENT DIRECTOR

Kurt is senior geological engineer and marketing executive with over 20 years of experience in the mineral resource industry.

He is former Vice President of geological and mining consultancy Watts, Griffis and McOuat, and prior to that was Senior Business Analyst with Gemcom Software (now Dassault Systèmes). He currently works as an independent Mineral Resource and Corporate Development Consultant, serving as Vice Chair of the CIM Toronto Branch Executive, and as a member of the CSA's Mining Technical Advisory and Monitoring Committee.

▣ MR. JOHN S. WEBSTER - INDEPENDENT TECHNICAL DIRECTOR

John Webster (Camborne School of Mines) has an extensive background in mining and ore processing, having built and operated 15 world class mine developments in Australia, USA, Russia and FSU with emphasis on strategies, resourcing, consulting and operational management with BHP, Vostok Mining, Trafigura and Alexander Mining Plc. An Independent Technical Director for Renforth Mr. Webster contributes his highly innovative expertise in mining, construction, processing and environmental management techniques to our exploration strategies.

ANNUAL INCOME STATEMENT FY 2017 – 9M 2020

PERIOD ENDING	FY 2017	FY 2018	FY 2019	9M 2020
Expenses				
General & Corporate	210,509	400,497	424,069	532,182
Share Based Payments	137,494	421,449	65,250	112,100
Loss Before Other Items	348,003	821,946	489,319	644,282
Gain on sale New Alger				610,488
Flow Through Share Premium	-	434,203	9,606	270,985
Gain on Sale of Partnership Units	-	91,320	-	-
Gain on Settlement of Debt	-	69,360	-	-
Net Income (Loss)	(348,003)	(227,063)	(479,713)	237,192

Annual Income Statement FY 2017 – 9M 2020. Source: Company Filings



CA:RFR
US: RFHRF
GER: 9RR

Company Headquarters

1099 Kingston Road, Unit 269
Pickering, On L1v1b5
Canada

Company Contact Information

Nicole Brewster, President and CEO
Phone: +1 416-818-1393
Email: nicole@renforthresources.com

About Smallcaps Investment Research

We're proud that Smallcaps Investment Research is recognized as one of the most trusted online sources on U.S. and Canadian small cap stocks. We've earned that trust because we only highlight stable, ethical companies to our visitors and newsletter subscribers. We focus on fundamentally undervalued companies with a market cap below \$100 million, and we have a special interest in stocks with a high potential, innovative product or service. Read our [About](#) for more information.

This Company Report is prepared and distributed by Smallcaps Investment Research.

Contact: editor@smallcaps.us

DISCLOSURES

This publication has been prepared by Smallcaps Investment Research, which owns and operates the website <http://www.smallcaps.us>. Smallcaps Investment Research is not a registered financial advisor, nor is it a stockbroker or investment advisor.

This publication is provided for information purposes only and is not intended to be an offer, or the solicitation of an offer, to buy or sell the securities referred to herein.

Investors must make their own determination of the appropriateness of an investment in any securities referred to herein based on the merits and risks involved, their own investment strategy and their legal, fiscal and financial position. Past performance is no guarantee for future results. Smallcaps Investment Research nor any of its employees shall be responsible for any investment decision.

The information herein has been obtained from, and any opinions herein are based upon, sources believed reliable. However, its accuracy and completeness is not guaranteed. All opinions, forecasts and estimates herein reflect the judgment of Smallcaps Investment Research on the date of this publication.

This Company Report may contain certain "forward-looking statements" within the meaning of applicable securities laws, including without limitation, statements related to the Company's plans, strategies, objectives, expectations, intentions and adequacy of resources. Investors are cautioned that such forward-looking statements involve risks and uncertainties including without limitation the following: (i) the Company's plans, strategies, objectives, expectations and intentions are subject to change at any time at the discretion of the Company; (ii) the Company's plans and results of operations will be affected by the Company's ability to manage its growth, and (iii) other risks and uncertainties indicated from time to time in the Company's public filings.

Smallcaps Investment Research has been compensated by Renforth Resources Inc. to develop and execute a communication plan to enhance the Company's exposure to the investor community.

Smallcaps Investment Research and/or its employees may hold positions in companies mentioned. However, it is prohibited for Smallcaps Investment Research and/or its employees to trade in financial instruments of companies one week prior to publication of the initial Company Report or a rating change until one week thereafter.

No part of this publication may be reproduced in any manner without the prior written consent of Smallcaps Investment Research. © 2003 - 2020 Smallcaps Investment Research.